





Measuring the Nation's Social and Economic Well-Being

		<u>2021</u>	<u>2022</u>	
	Median household income (in 2022 inflation-adjusted dollars)	↓	\$76,330	\$74,580
	Percentage of people in poverty	—	11.6%	11.5%
	Supplemental Poverty Measure	↑	7.8%	12.4%
	Percentage of people without health insurance	↓	8.3%	7.9%

— Indicates that change is not statistically significant.